

1N4148W

SURFACE MOUNT SWITCHING DIODE

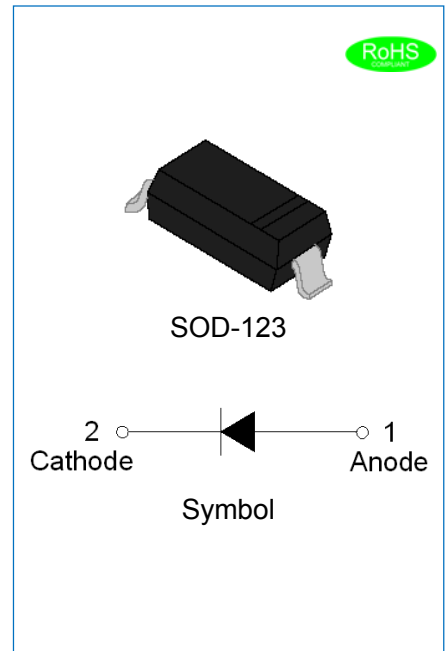
Rev.1.0

FEATURES

- ✧ Fast Switching Speed
- ✧ Surface Mount Package Ideally Suited for Automatic Insertion
- ✧ For Surface Mounted Applications
- ✧ RoHS Compliant/ Green EMC
- ✧ For General Purpose Switching Applications
- ✧ High Conductance

MECHANICAL DATA

- ✧ Case: SOD-123, Plastic
- ✧ Terminals: Solderable per J-STD-002
- ✧ Polarity: Cathode Band
- ✧ Weight: 0.01 grams(approx.)
- ✧ Quantity Per Reel:3,000pcs
- ✧ Type Code: T4



MAXIMUM RATING

(Rating at 25°C ambient temperature unless otherwise specified.)

Parameter	Symbol	1N4148W	Unit	
Continuous Reverse Voltage	V_R	100	V	
Peak Repetitive Reverse Voltage	V_{RM}	100	V	
Average Rectified Output Current	I_O	150	mA	
Peak Forward Current	I_{FM}	300	mA	
Non-Repetitive Forward Surge Current	I_{FSM}	$t_p=1\mu s$	2	A
		$t_p=1s$	1	
Power Dissipation at $T_A=25^\circ C$	P_D	400	mW	
Thermal Resistance (Junction to Ambient)	$R_{\theta JA}$	312.5	$^\circ C/W$	
Operating Junction Temperature Range	T_j	-55 to +150	$^\circ C$	
Storage Temperature Range	T_{stg}	-55 to +150	$^\circ C$	

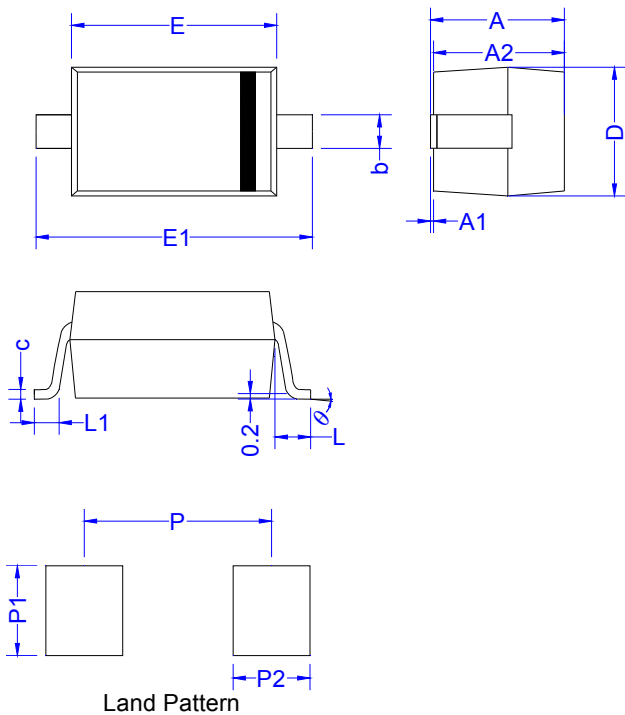
1N4148W

ELECTRICAL CHARACTERISTICS

(Rating at 25°C ambient temperature unless otherwise specified.)

Symbol	Parameter	Conditions	Value			Unit
			Min.	Typ.	Max.	
V _F	Forward Voltage	I _F =1mA	-	-	0.715	V
		I _F =10mA	-	-	0.855	V
		I _F =50mA	-	-	1.0	V
		I _F =150mA	-	-	1.25	V
I _R	Reverse Current	V _R =75V, T _j =25°C	-	-	1	μA
		V _R =20V, T _j =25°C	-	-	25	nA
		V _R =75V, T _j =150°C	-	-	50	μA
C _T	Capacitance	V _R =0V, f=1MHz	-	-	2	pF
T _{rr}	Reverse Recovery Time	I _F =I _R =10mA I _{RR} =1mA, R _L =100Ω	-	-	4	ns

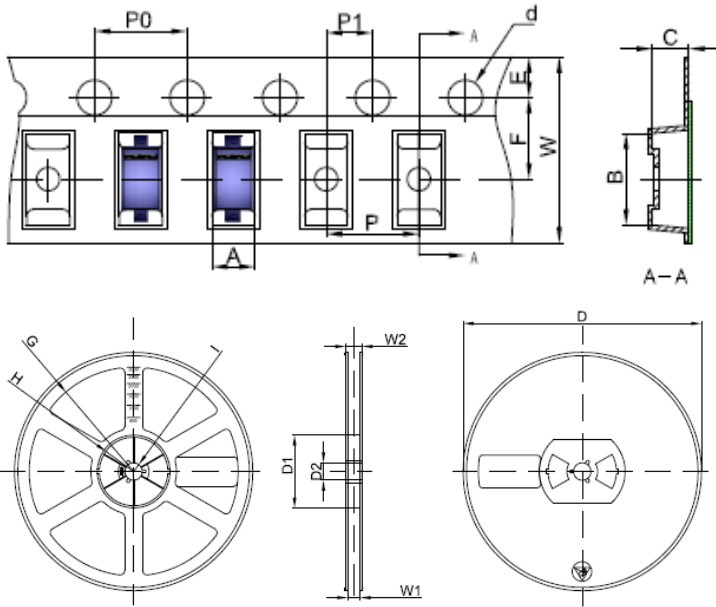
PACKAGE MECHANICAL DATA



Symbol	Millimeters		Inches	
	Min	Max	Min	Max
A	1.05	1.25	0.041	0.049
A1	0.00	0.10	0.000	0.004
A2	1.05	1.15	0.041	0.045
b	0.45	0.65	0.018	0.026
c	0.08	0.15	0.003	0.006
D	1.50	1.70	0.059	0.067
E	2.60	2.80	0.102	0.110
E1	3.55	3.85	0.140	0.152
L	0.50 REF.		0.020 REF.	
L1	0.25	0.45	0.010	0.018
θ	0°	8°	0°	8°
P	3.24		0.128	
P1	1.00		0.039	
P2	0.80		0.031	

1N4148W

TAPE AND REEL SPECIFICATION-SOD-123



Symbol	Millimeters	Inches
	Typ.	Typ.
A	1.85	0.073
B	3.95	0.156
C	1.57	0.062
d	Φ1.55	Φ 0.061
E	1.75	0.069
F	3.50	0.138
P0	4.0	0.157
P	4.0	0.157
P1	2.0	0.079
W	8.00	0.315
D	Φ178.0	Φ7.008
D1	54.40	2.142
D2	13.0	0.512
G	R78.0	R3.071
H	R25.60	R1.008
I	R6.50	R0.256
W1	9.50	0.374
W2	12.30	0.484

Packaging description:

SOD-123 parts are shipped in tape. The carrier tape is made from a dissipative(carbon filled) polycarbonate resin. The cover tape is a multilayer film(heat activated adhesive in nature)primarily composed of polyester film, adhesive layer, sealant, and anti-static sprayed agent. These reeled parts in standard option are shipped with 3,000 units per 7" or 17.8cm diameter reel. The reels are clear in color and made of polystyrene plastic(anti-static coated).

ORDERING INFORMATION

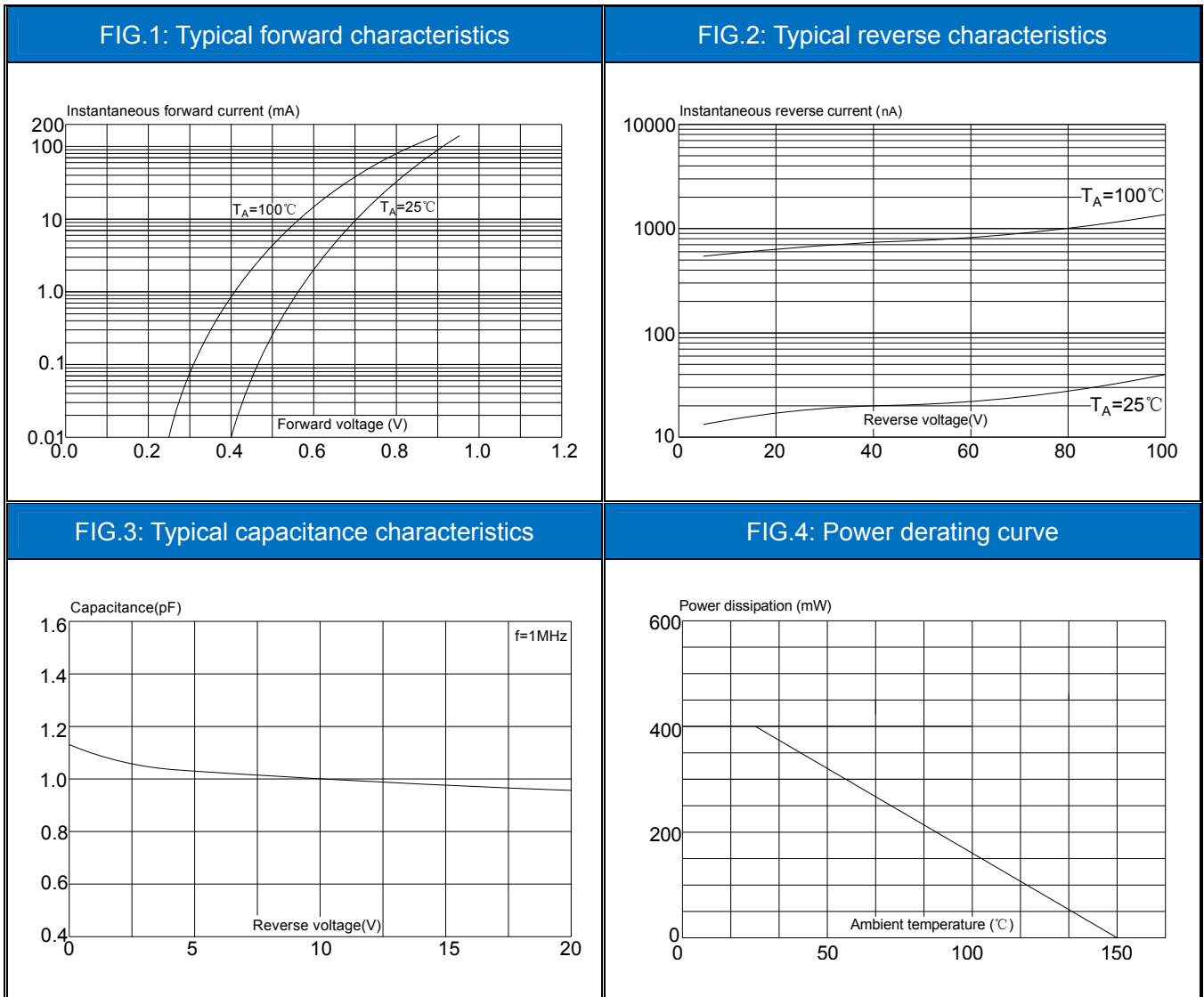
OUTLINE	PACKAGE	REEL SIZE	QUANTITY PER REEL
TAPING	SOD-123	7 Inch	3,000PCS

MARKING CODE

Part Number	Marking Code
1N4148W	

1N4148W

CHARACTERISTICS CURVE



Information furnished in this document is believed to be accurate and reliable. However, Jiangsu JieJie Microelectronics Co.,Ltd assumes no responsibility for the consequences of use without consideration for such information nor use beyond it.

Information mentioned in this document is subject to change without notice, apart from that when an agreement is signed, Jiangsu JieJie complies with the agreement.

Products and information provided in this document have no infringement of patents. Jiangsu JieJie assumes no responsibility for any infringement of other rights of third parties which may result from the use of such products and information.

This document is the first version which is made in 30-Nov.-2019. This document supersedes and replaces all information previously supplied.